



District Report Card: 2017


State: Meghalaya	District: South West Garo Hills
Class: 5	Subject: Language
Schools: 59	Students: 535


Participation/Coverage


Students

<div>GENDER</div> <div></div>	Boys		Girls	
	Number	%	Number	%
	262	48.97	273	51.03

<div>AREA</div> <div></div>	Rural		Urban	
	Number	%	Number	%
	535	100.00	0	0.00

<div>CATEGORY</div> <div></div>	SC		ST		OBC		GEN	
	Number	%	Number	%	Number	%	Number	%
	5	0.93	394	73.64	5	0.93	131	24.49

<div>CWSN</div> <div></div>	LD	VI	HI	S&LD	ID	Oth
	0	2	0	2	0	1

<div>Management</div> <div></div>	Government		Government-aided	
	Number	%	Number	%
	418	78.13	117	21.87

Average Performance of Students in Language (%)

Overall	Gender		Area		Management		Social Group			
	Male	Female	Rural	Urban	Govt.	Aided	SC	ST	OBC	GEN
49.45	49.16	49.72	49.45	0.00	51.59	41.77	44.00	48.61	56.00	51.91

Performance on Learning Outcomes (LOs)

Learning Outcomes	Description	Average Performance(%)
L504	Reads and comprehends independently storybooks, news items/ headlines, advertisements etc.	48.64
L508	Reads text with comprehension, locates details and sequence of events	49.85

Range of Performance of Students who Answered Correctly							
Below 30%		30% - 50%		50% - 75%		Above 75%	
Number	%	Number	%	Number	%	Number	%
96	17.94	175	32.71	207	38.69	57	10.65

Lowest Performing Learning Outcomes (LOs)

- 1 - Reads and comprehends independently storybooks, news items/ headlines, advertisements etc. (48.64)
- 2 - Reads text with comprehension, locates details and sequence of events (49.85)